

## 33 200m Freestyle Men Final

Official

☰ Qualified

☰ Heats





















☰ Summary

























Total





Open

17-18 years

13 and older

Rank	Competitor	Age	Club	RT	PTS	Result
1	 Zhang Kevin	18	 Roskill Swi...	0.68		<b>1:50.69</b> Entry: 1:51.82 -1.13 50m: 25.54      100m: 53.42 (27.88) 150m: 1:22.23 (28.81)      200m: 1:50.69 (28.46)
2	 Clark Louis	23	 North Shor...	0.71		<b>1:51.73</b> Entry: 1:52.59 -0.86 50m: 26.27      100m: 54.27 (28.00) 150m: 1:23.77 (29.50)      200m: 1:51.73 (27.96)
3	 Leigh James	18	 Coast Swi...	0.71		<b>1:52.08</b> Entry: 1:52.48 -0.40 50m: 26.14      100m: 54.44 (28.30) 150m: 1:23.55 (29.11)      200m: 1:52.08 (28.53)
4	 Visser Bren...	19	 Coast Swi...	0.71		<b>1:52.47</b> Entry: 1:53.14 -0.67 50m: 25.98      100m: 54.63 (28.65) 150m: 1:24.01 (29.38)      200m: 1:52.47 (28.46)
5	 Peck Ryan	19	 Club 37	0.65		<b>1:52.77</b> Entry: 1:53.90 -1.13 50m: 26.13      100m: 54.69 (28.56) 150m: 1:23.44 (28.75)      200m: 1:52.77 (29.33)
6	 Brown Sam	21	 Coast Swi...	0.71		<b>1:53.30</b> Entry: 1:53.52 -0.22 50m: 25.95      100m: 54.48 (28.53) 150m: 1:23.44 (28.96)      200m: 1:53.30 (29.86)
7	 Walker Fra...	17	 United Swi...	0.74		<b>1:53.39</b> Entry: 1:54.62 -1.23 50m: 26.27      100m: 55.15 (28.88) 150m: 1:24.64 (29.49)      200m: 1:53.39 (28.75)
8	 Coulter Gra...	13	 North Shor...	0.68		<b>1:53.67</b> 13yrs NZR Entry: 1:54.59 -0.92 50m: 26.12      100m: 54.96 (28.84) 150m: 1:24.35 (29.39)      200m: 1:53.67 (29.32)
9	 Lloyd Hunter	17	 Raumati S...	0.64		<b>1:56.02</b> Entry: 1:57.57 -1.55 50m: 26.74      100m: 56.06 (29.32) 150m: 1:26.20 (30.14)      200m: 1:56.02 (29.82)
10	 Roux (V) N...	18	 Tahiti	0.66		<b>1:56.18</b> Entry: 1:59.28 -3.10 50m: 27.02      100m: 56.55 (29.53)

150m: 1:26.78 (30.23)		200m: 1:56.18 (29.40)			
11	 Ulrich Neo	17	 St Paul's S... 0.72	1:57.02	Entry: 1:57.46 -0.44
	50m: 26.68 150m: 1:26.40 (30.23)		100m: 56.17 (29.49) 200m: 1:57.02 (30.62)		
12	 Holder Bra...	18	 Phoenix Aq... 0.62	1:58.55	Entry: 2:00.14 -1.59
	50m: 26.71 150m: 1:28.13 (31.05)		100m: 57.08 (30.37) 200m: 1:58.55 (30.42)		
13	 Jackson Luke	17	 North Shor... 0.78	1:58.88	Entry: 1:59.94 -1.06
	50m: 27.17 150m: 1:27.94 (31.05)		100m: 56.89 (29.72) 200m: 1:58.88 (30.94)		
14	 Julian Miles	18	 Matamata ... 0.70	2:01.51	Entry: 2:01.93 -0.42
	50m: 27.67 150m: 1:29.67 (31.87)		100m: 57.80 (30.13) 200m: 2:01.51 (31.84)		
15	 Stocks Ethan	17	 Roskill Swi... 0.68	2:03.74	Entry: 2:00.76 +2.98
	50m: 27.27 150m: 1:30.74 (32.55)		100m: 58.19 (30.92) 200m: 2:03.74 (33.00)		
16	 Kernivinen ...	17	 Tahiti 0.64	2:04.68	Entry: 2:00.86 +3.82
	50m: 27.96 150m: 1:31.97 (32.64)		100m: 59.33 (31.37) 200m: 2:04.68 (32.71)		
17	 Hamblyn-O...	19	 Coast Swi... 0.74	1:53.23	Entry: 1:56.73 -3.50
	50m: 26.56 150m: 1:24.49 (29.11)		100m: 55.38 (28.82) 200m: 1:53.23 (28.74)		
18	 Le Roy (V) ...	21	 Club 37 0.74	1:53.74	Entry: 1:58.99 -5.25
	50m: 27.36 150m: 1:24.65 (28.45)		100m: 56.20 (28.84) 200m: 1:53.74 (29.09)		
19	 Curling Liam	15	 Coast Swi... 0.69	1:56.94	Entry: 1:59.67 -2.73
	50m: 26.16 150m: 1:25.96 (30.48)		100m: 55.48 (29.32) 200m: 1:56.94 (30.98)		
20	 Hardie Orla...	16	 Hamilton Aq... 0.67	1:57.43	Entry: 1:58.29 -0.86
	50m: 26.37 150m: 1:27.87 (31.32)		100m: 56.55 (30.18) 200m: 1:57.43 (29.56)		
21	 Verran Joel	19	 Wharenui S... 0.75	1:57.47	Entry: 1:58.08 -0.61
	50m: 26.97 150m: 1:27.59 (30.98)		100m: 56.61 (29.64) 200m: 1:57.47 (29.88)		
22	 Buissinne ...	21	 North Shor... 0.68	1:58.38	Entry: 1:58.10 +0.28

	50m: 27.49 150m: 1:28.08 (30.92)	100m: 57.16 (29.67) 200m: 1:58.38 (30.30)			
<b>23</b>	 Ellis Mitch	16  Liz van Wel... 0.69	<b>1:58.50</b>	Entry: 1:59.21	-0.71
	50m: 27.88 150m: 1:28.19 (30.10)	100m: 58.09 (30.21) 200m: 1:58.50 (30.31)			
<b>24</b>	 Stoetzer (V...	27  Netherlands 0.74	<b>1:58.68</b>	Entry: 1:57.88	+0.80
	50m: 26.67 150m: 1:27.86 (31.40)	100m: 56.46 (29.79)			